




KEY FEATURES

- A clean, compact lever handle with options for single or multi-point locking.
- Used in conjunction with lever compression locking, a lifting movement of the handle activates locking rods at the top and bottom of the door. This mechanism allows door panels to seal tightly and securely increasing air tightness and improving energy efficiency.
- The grip has a gently radiused front face and a curved back for a comfortable hand hold.
- Available in 316-grade stainless steel only.



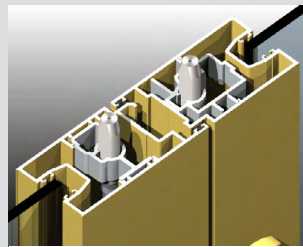
MULTI-POINT LOCKING

ICON™ multi-point locking can be achieved. Lifting the lever handle throws shoot bolts into head & sill.



DUMMY LOCK

On pairs of doors we have a dummy lock with ICON™ furniture for the keeper stile.



SHOOT BOLTS

Shoot bolts on non-thermal commercial doors fitted with multi-point ICON™ locks shown,














CUSTOM DESIGNED

ICON™ lever furniture is designed to suit Elevate™ hinged and bi-fold doors. We offer three custom furniture sets ICON™, MIRO™ and ANDO™.

DIMENSIONS

Height	210mm
Width	123mm
Depth	44mm

SUITABLE FOR USE WITH

- | | |
|---|--|
|  Series 549 Residential Entry Door |  Series 411 ViewMASTER™ Bi-fold Door |
|  Series 548 Designer Bi-fold Door |  Series 412 ViewMASTER™ Bi-fold Door |
|  Series 548 Designer Hinged Door |  Series 650 Architectural Hinged Door |
|  Series 729 ThermalHEART® Hinged Door |  Series 831 ThermalHEART® Commercial Bi-fold (Top Hung) |
|  Series 730 ThermalHEART® Bi-fold Door |  Series 832 ThermalHEART® Commercial Bi-fold (Bottom Rolling) |
|  Series 410 FoldMASTER™ Bi-fold Door | |



vantagealuminium.com.au/icon

Subject to individual site conditions and wind loads. Contact AWS Technical Support for more information, e-mail techsupport@awsaustralia.com.au