
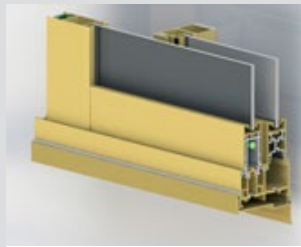


KEY FEATURES

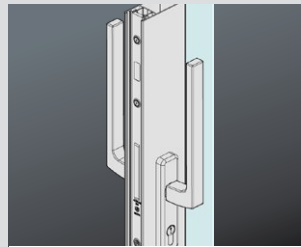
- Series 704LS is a lift-and-slide, sliding door system that separates the sliding and sealing from the locking action, allowing the door to virtually hover over the frame when in motion.
- On opening, the unique roller design engages and lifts the sliding door panel off the frame, allowing the door to slide effortlessly with minimal friction. On closing, the door panel lowers and engages with the weather seal.
- The extra strong multi hollow meeting stiles allow large sliding doors to be fabricated in high wind load areas, refer panel strength tables.
- Available in a selection of common door configurations (XF, FX, FXXF and corner doors).
- We can fit Centor S4 roller screens behind Series 704LS sliding doors.
- Optional AWS Trickle Vent passive ventilation system can be fitted into tubular sub-head.
- With the correct glass, seals, hardware and glass size we can get BAL40 certification.



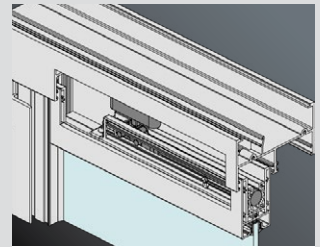
On opening, the unique roller carriage engages and lifts the sliding door off the frame. On closing, the door panel lowers and engages with the weather seal.



When closed, the panel sits firmly within the weather seal to deliver excellent performance.



Purpose designed hardware provides ergonomic and easy leverage of even the largest sliding door panels.



Comfort closing devices protect the user and the panel to ensure even large panels close softly and smoothly for controlled operation.

GENERAL

Max Frame Height*
3300mm

Max Panel Width*
2500mm

Max Glass Thickness
24mm

Frame Depth
Various

ENERGY

UW Range
3.0 - 6.2

SHGC Range
0.21 - 0.66

WEATHER

Maximum Water
200Pa. (35mm Sill)

300Pa. (55mm Sill)

ACOUSTICS**

6.38mm Lam
Rw30 (0;-1)

10.38mm Lam
Rw31 (-1;-1)

10.5mm VLam Hush™
Rw33 (0;-2)

24.38mm IGU with 6.38mm lam
Rw 33 (-1;-3)

24.38mm IGU with 10.38mm lam
Rw 35 (0;-2)



*Dimensions subject to individual site conditions. **Based on tests carried out on the standard Series 704 door
BAL-40 compliance may limit glass options. Maximum glass size for BAL-40 products is 5m².
elevatealuminium.com.au/704LS