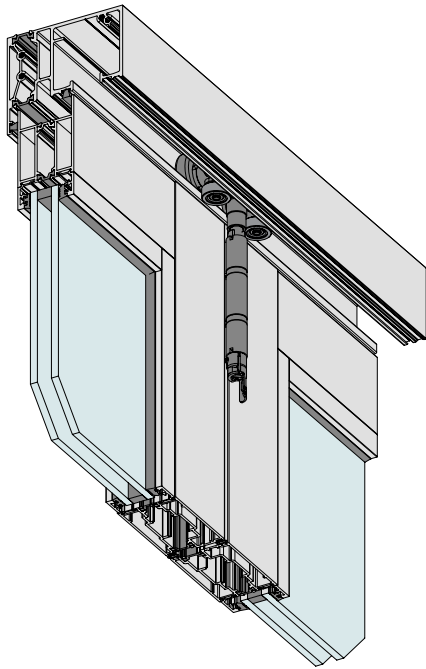


THERMALLY BROKEN BI-FOLD DOOR (TOP HUNG)




KEY FEATURES

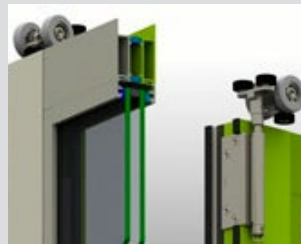
- Top hung bi-fold door designed to suit ThermalHEART® 100mm x 50mm CentreGLAZE™ and FrontGLAZE™ framing.
- Frames can also be fabricated with 17mm Slimline jambs.
- 50mm thick door panel accepts thick glass and can achieve large panel sizes.
- Wide door stiles accept 40mm backset locks that allow easier access to the lock cylinder.
- The standard locks for Series 831 are lever compression locks with ICON™ 316 stainless steel furniture.
- AWS Centor™ twin stainless steel roller bearings running in heavy duty dual overhead tracks. The E3 rollers will support panels up to 80kg.
- There is a variety of sill options to choose from. Weather resisting through to recessed sill channel.
- Extra deep glazing beads designed to give 12mm glass bite and 15mm glass cover with 4mm installation/fabrication tolerance.



Top-hung rollers designed to carry heavy panels up to 80kg. Rollers can be adjusted up or down.



Doors can be adjusted up or down for head or sill clearance.



Bi-parting rollers nest snugly into custom heady duty head.



Accepts 316 grade stainless steel ICON™ bi-fold door locks.

GENERAL

Max Panel Height
3000mm

Max Panel Width
1000mm

Max Glass Thickness
28mm

Frame Depth
100mm

ENERGY

UW Range
2.4-3.0

SHGC Range
0.21-0.50

WEATHER

Maximum Water
200 Pa.

ACOUSTICS

This product has not been acoustics tested.

