



KEY FEATURES

- The MIRO™ twin chainwinder delivers a reliable and durable solution to even our largest awning window systems.
- The wider span of the twin chainwinder facilitates greater flexibility in awning window design for your unique project without having to compromise your choice of hardware.
- Incorporating a key locking system for added security, the streamlined and subtle appearance marries beautifully to the rest of the MIRO™ range.
- Optional Special Access Lever (SAL) available: Improves operability for uses with reduced dexterity and achieves compliance with AS2047, AS1428: 2009 Section 13.5 (Disability Access) and Liveable Housing Guidelines.
- Matt finish with Enduratec™ delivers up to 10 times the corrosion resistance compared to traditional powder coating.
- Available in black, white and silver.



FINISH

Matt finish with AWS' Enduratec™ technology delivers up to 10 times the corrosion resistance compared to traditional powder coating.



ACCESSIBILITY COMPLIANT

Can be supplied with an optional SAL handle to meet with Disability Access and Liveable Housing Guidelines in accordance with AS1428:2009 Section 13.5.



DESIGN FLEXIBILITY

The wider span of the twin chain winder facilitates greater flexibility in awning window design without having to compromise hardware choice.












LOCKING

MIRO™ Twin Chainwinders incorporate a key locking system for added security.

DIMENSIONS

Height	50mm
Width	500mm
Depth	45mm

SUITABLE FOR USE WITH

-  Series 755 ComfortEDGE™ Awning Window
-  Series 726 Thermally Broken Awning Window
-  Series 756 High Performance Awning Window
-  Series 456 Commercial Awning Window
-  Series 516 Residential Awning Window
-  Series 665 Commercial Awning Window
-  Series 517 Residential Awning Window
-  Series 466 Architectural Awning Window
-  Series 616 Magnum Awning Window